

Designed for secondary demolition, our Static Pulverisers (standard or Extreme version) can both break up reinforced concrete structures and separate the steel. Up to 20% additional power and fast cycle times are achieved using the patented DemaPower cylinder concept for the Extreme version.

- ▷ DemaPower achieves optimal speed and power (Extreme version).
- ▷ All teeth and scrapers are exchangeable.
- ▷ Exchangeable ground tooth plate and shrouds.
- ▷ Bearing points are engineered for optimum load handling and reduced wear.
- ▷ Integrated dual action speed valve.
- ▷ Optional: exchangeable cutting blades.
- ▷ Wear parts are exchangeable on site.



Pulverisers DSP / DSP-Extreme			
Type	Operating weight (t/lbs)	Weight (kg/lbs.)	Closing force* (t/lbs)
DSP-30	20-35 / 44000-77000	2135 / 4697	80 / 176000
DSP-30-Extreme	20-35 / 44000-77000	2115 / 4653	100 / 220000
DSP-45	30-50 / 66000-110000	2670 / 5874	110 / 242000
DSP-45-Extreme	30-50 / 66000-110000	2645 / 5819	130 / 286000

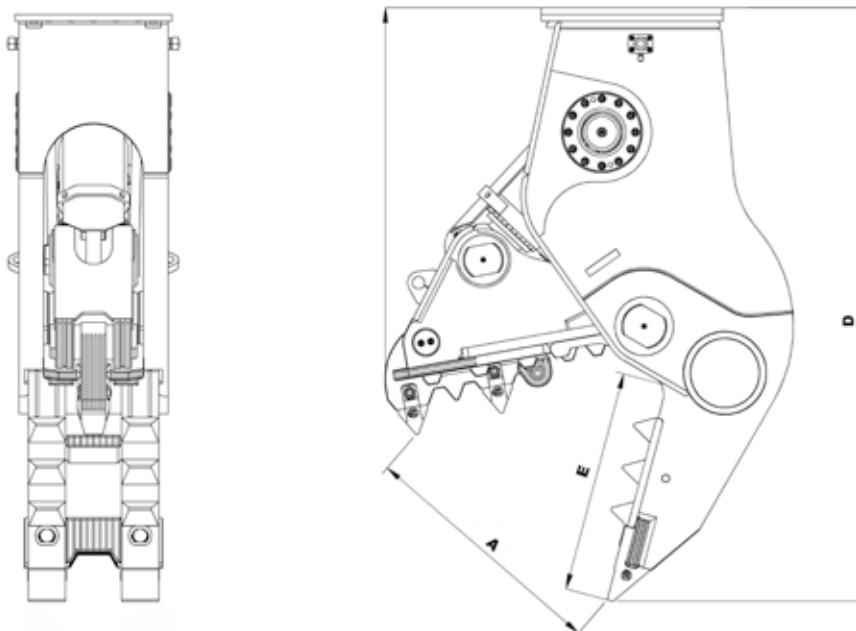
*closing force calculated at front tooth

Dimensions						
Type	Jaw opening A	Lower jaw width	Upper jaw width	Height D	jaw depth E	Cutting blades length**
	(mm / in)	(mm / in)	(mm / in)	(mm / in)	(mm / in)	(mm / in)
DSP-30	885 / 34.8	490 / 19.3	350 / 13.8	2145 / 84.4	840 / 33.1	200 / 7.9
DSP-30-Extreme	885 / 34.8	490 / 19.3	350 / 13.8	2145 / 84.4	840 / 33.1	200 / 7.9
DSP-45	1015 / 40	525 / 20.7	400 / 15.7	2360 / 92.9	900 / 35.4	200 / 7.9
DSP-45-Extreme	1015 / 40	525 / 20.7	400 / 15.7	2360 / 92.9	900 / 35.4	200 / 7.9

** cutting blades optional, not in standard package

Hydraulics			
Type	Open / close	Flow	Cycle times (open/close)
	Pressure max. (bar/psi)	(l/min/GMP)	(sec)
DSP-30	380 / 5510	150 - max. 250 / 40 - max. 66	2,5/ 2,5
DSP-30-Extreme	380 / 5510	150 - max. 250 / 40 - max. 66	2,0/ 2,3
DSP-45	380 / 5510	200 - max. 300 / 53 - max. 79,5	2,6/ 2,9
DSP-45-Extreme	380 / 5510	200 - max. 300 / 53 - max. 79,5	2,0/ 2,9

Technical drawing



DSP-30-Extreme

Designed for secondary demolition, our Static Pulverisers (standard or Extreme version) can both break up reinforced concrete structures and separate the steel. Up to 20% additional power and fast cycle times are achieved using the patented DemaPower cylinder concept for the Extreme version.

- ▷ DemaPower achieves optimal speed and power (Extreme version).
- ▷ All teeth and scrapers are exchangeable.
- ▷ Exchangeable ground tooth plate and shrouds.
- ▷ Bearing points are engineered for optimum load handling and reduced wear.
- ▷ Integrated dual action speed valve.
- ▷ Optional: exchangeable cutting blades.
- ▷ Wear parts are exchangeable on site.



Pulverisers DSP / DSP-Extreme

Type	Operating weight (t/lbs)	Weight (kg/lbs)	Closing force* (t/lbs)
DSP-45	30-50 / 66000-110000	2670 / 5874	110 / 242000
DSP-45-Extreme	30-50 / 66000-110000	2645 / 5819	130 / 286000
DSP-60-Extreme	42-65 / 92400-143000	3525 / 7755	150 / 330000

*closing force calculated at front tooth

Dimensions

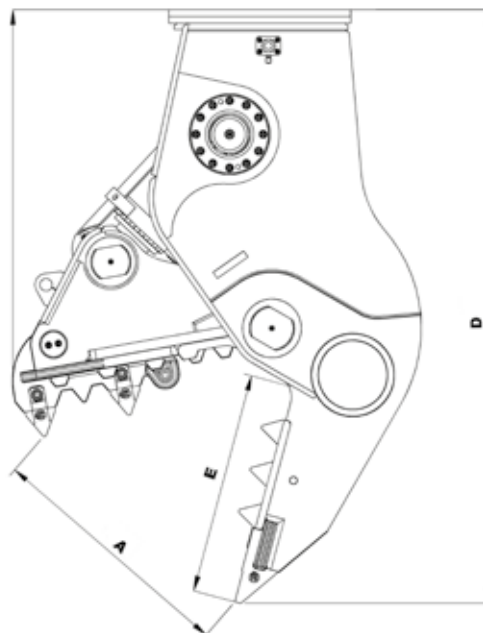
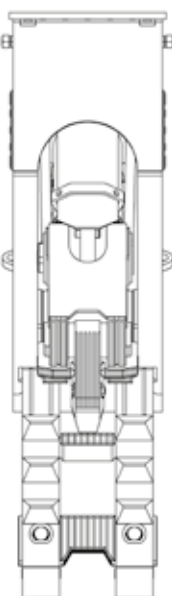
Type	Jaw opening A (mm/in)	Lower jaw width (mm/in)	Upper jaw width (mm/in)	Height D (mm/in)	jaw depth E (mm/in)	Cutting blades length** (mm/in)
DSP-45	1015 / 40	525 / 20.7	400 / 15.7	2360 / 92.9	900 / 35.4	200 / 7.9
DSP-45-Extreme	1015 / 40	525 / 20.7	400 / 15.7	2360 / 92.9	900 / 35.4	200 / 7.9
DSP-60-Extreme	1135 / 44.7	565 / 22.2	450 / 17.7	2635 / 103.7	1000 / 39.4	250 / 9.8

** cutting blades optional, not in standard package

Hydraulics

Type	Pressure max. (bar/psi)	Open / close Flow (l/min/GPM)	Cycle times (open/close) (sec)
DSP-45	380 / 5510	200 - max. 300 / 53.0 - 79.5	2,6 / 2,9
DSP-45-Extreme	380 / 5510	200 - max. 300 / 53.0 - 79.5	2,0 / 2,9
DSP-60-Extreme	380 / 5510	300 - max. 400 / 79.5 - 105.0	2,0 / 2,8

Technical drawing



DSP-Extreme

Designed for secondary demolition, our Rotating Pulverisers (standard or Extreme version) can both break up reinforced concrete structures and separate the steel. Up to 20% additional power and fast cycle times are achieved using the patented DemaPower cylinder concept for the Extreme version. Including a 360° rotation.

- ▷ DemaPower achieves optimal speed and power (Extreme version).
- ▷ All teeth and scrapers are exchangeable.
- ▷ Exchangeable ground tooth plate and shrouds.
- ▷ Bearing points are engineered for optimum load handling and reduced wear.
- ▷ Integrated dual action speed valve.
- ▷ Optional: exchangeable cutting blades.
- ▷ Wear parts are exchangeable on site.
- ▷ 360° rotation included.



Pulverisers DSP-R / DSP-R-Extreme			
Type	Operating weight (t/lbs)	Weight (kg/lbs)	Closing force* (t/lbs)
DSP-30-R	20-35 / 44000-77000	2510 / 5522	80 / 176000
DSP-30-R-Extreme	20-35 / 44000-77000	2490 / 5478	100 / 220000
DSP-45-R	30-50 / 66000-110000	3045 / 6699	110 / 242000
DSP-45-R-Extreme	30-50 / 66000-110000	3020 / 6644	130 / 286000

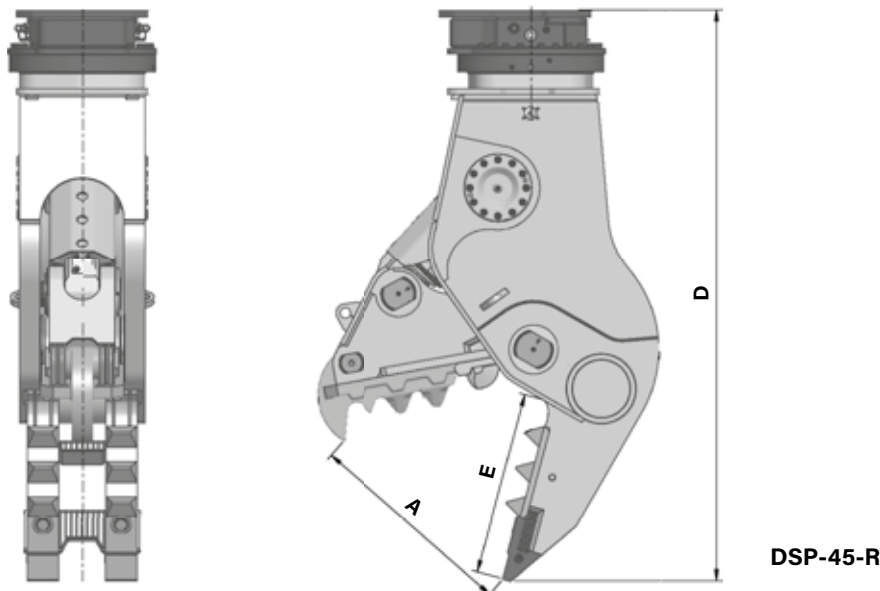
*closing force calculated at front tooth

Dimensions						
Type	Jaw opening A (mm/in)	Lower jaw width (mm/in)	Upper jaw width (mm/in)	Height D (mm/in)	Jaw depth E (mm/in)	Cutting blades length** (mm/in)
DSP-30-R	885 / 34.8	490 / 19.3	350 / 13.8	2515 / 99	840 / 33.1	200 / 7.9
DSP-30-R-Extreme	885 / 34.8	490 / 19.3	350 / 13.8	2515 / 99	840 / 33.1	200 / 7.9
DSP-45-R	1015 / 40	525 / 20.7	400 / 15.7	2730 / 107.5	900 / 35.4	200 / 7.9
DSP-45-R-Extreme	1015 / 40	525 / 20.7	400 / 15.7	2730 / 107.5	900 / 35.4	200 / 7.9

** cutting blades optional, not in standard package

Hydraulics						
Type	Pressure max. (bar/psi)	Open / close Flow (l/min/GMP)	Pressure max. (bar/psi)	Flow (l/min/GMP)	Cycle times (open/close) (sec)	
DSP-30-R	380 / 5510	150 - max. 250 / 40 - max. 66	140 / 2030	60 / 16	2,5 / 2,5	
DSP-30-R-Extreme	380 / 5510	150 - max. 250 / 40 - max. 66	140 / 2030	60 / 16	2,0 / 2,3	
DSP-45-R	380 / 5510	200 - max. 300 / 53 - max. 79.5	140 / 2030	60 / 16	2,6 / 2,9	
DSP-45-R-Extreme	380 / 5510	200 - max. 300 / 53 - max. 79.5	140 / 2030	60 / 16	2,0 / 2,9	

Technical drawing



Designed for secondary demolition, our Rotating Pulverisers (standard or Extreme version) can both break up reinforced concrete structures and separate the steel. Up to 20% additional power and fast cycle times are achieved using the patented DemaPower cylinder concept for the Extreme version. Including a 360° rotation.

- ▷ DemaPower achieves optimal speed and power (Extreme version).
- ▷ All teeth and scrapers are exchangeable.
- ▷ Exchangeable ground tooth plate and shrouds.
- ▷ Bearing points are engineered for optimum load handling and reduced wear.
- ▷ Integrated dual action speed valve.
- ▷ Optional: exchangeable cutting blades.
- ▷ Wear parts are exchangeable on site.
- ▷ 360° rotation included.



Pulverisers DSP-R / DSP-R-Extreme

Type	Operating weight (t/ lbs)	Weight (kg/lbs)	Closing force* (t/lbs)
DSP-45-R	30-50 / 66000-110000	3045 / 6699	110 / 242000
DSP-45-R-Extreme	30-50 / 66000-110000	3020 / 6644	130 / 286000
DSP-60-R-Extreme	42-65 / 92400-143000	4075 / 8965	150 / 330000

*closing force calculated at front tooth

Dimensions

Type	Jaw opening A (mm/in)	Lower jaw width (mm/in)	Upper jaw width (mm/in)	Height D (mm/in)	jaw depth E (mm/in)	Cutting blades length** (mm/in)
DSP-45-R	1015 / 40.4	525 / 20.7	400 / 15.7	2730 / 107.5	900 / 35.4	200 / 7.9
DSP-45-R-Extreme	1015 / 40.4	525 / 20.7	400 / 15.7	2730 / 107.5	900 / 35.4	200 / 7.9
DSP-60-R-Extreme	1135 / 44.7	565 / 22.2	450 / 17.7	3005 / 118.3	1000 / 39.4	250 / 9.8

** cutting blades optional, not in standard package

Hydraulics

Type	Pressure max. (bar/psi)	Open / close		Rotate		Cycle times (open/close) (sec)
		Flow (l/min/GPM)	Flow (l/min/GPM)	Pressure max. (bar/psi)	Flow (l/min/GPM)	
DSP-45-R	380 / 5510	200 - max. 300	53.0 - max. 79.5	140 / 2030	60 / 16.0	2,6 / 2,9
DSP-45-R-Extreme	380 / 5510	200 - max. 300	53.0 - max. 79.5	140 / 2030	60 / 16.0	2,0 / 2,9
DSP-60-R-Extreme	380 / 5510	300 - max. 400	79.5 - max. 105.0	140 / 2030	60 / 16.0	2,0 / 2,8

Technical drawing

